

MODALITÀ / LINEA / TESSUTO / COLORE / TAGLIA



INDICCATTO





CAMISARIA 2025



Elegância é sinônimo de
simplicidade com nossa coleção

CLEAN & CLASSIC



Camisas sóbrias e clássicas que se destacam pela qualidade dos tecidos e pelo corte perfeito. Ideais para um visual profissional ou qualquer evento formal.



Tecido passa fácil

1207 | 1207 PLUS CAMISA PASSA FÁCIL

55% Algodão | 45% Poliéster
Modelagem Comfort - com ou sem bolso
Tamanhos 1 ao 6 | Tamanhos Plus 7 ao 10



Tecido passa fácil










1208 | 1208 PLUS CAMISA PASSA FÁCIL

55% Algodão | 45% Poliéster

Modelagem Comfort - com ou sem bolso

Tamanhos 1 ao 6 | Tamanhos Plus 7 ao 10












1209 | 1209 PLUS
CAMISA ACETINADA
COM ELASTANO

97% Algodão | 3% Elastano
Modelagem Slim Fit

Tamanhos 1 ao 6 | Tamanhos Plus 7 ao 10




1209 MC | 1209 MC PLUS
CAMISA ACETINADA
COM ELASTANO


97% Algodão | 3% Elastano
Modelagem Slim Fit
Tamanhos 1 ao 10



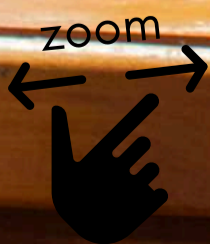
3



2



1




1557 | 1557 PLUS
CAMISA LISA
COM ELASTANO

97% Algodão | 3% Elastano
Modelagem Slim Fit

Tamanhos 1 ao 6 | Tamanhos Plus 7 ao 10



3



2



1



1557 MC | 1557 MC PLUS
CAMISA LISA
COM ELASTANO

97% Algodão | 3% Elastano
Modelagem Slim Fit
Tamanhos 1 ao 10




3



2

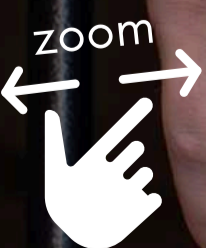





1



1601
CAMISA LISA
PREMIUM COMFORT

100% Algodão
Modelagem Comfort
Tamanhos 1 ao 6








1641
CAMISA FEMININA

97% Algodão | 3% Elastano
Modelagem Casual
Tamanhos P ao GG



Tecido com
fibra de bambo



6

5

4

3

2

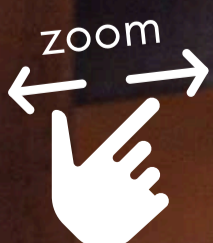
1

1700 | 1700 PLUS CAMISA FIBRA DE BAMBOO

52% Viscose de Bamboo | 48% Poliéster

Modelagem Slim Fit

Tamanhos 2 ao 6 | Tamanhos Plus 7 ao 10



Tecido com
fibra de bambo

1702
CAMISA XADREZ
FIBRA DE BAMBOO

52% Viscose de Bamboo | 48% Poliéster
Modelagem Slim Fit
Tamanhos 2 ao 6

Tecido com
fibra de bambo


1703
CAMISA XADREZ
FIBRA DE BAMBOO

52% Viscose de Bamboo | 48% Poliéster
Modelagem Slim Fit
Tamanhos 2 ao 6

Tecido com
fibra de bambu

1704
CAMISA XADREZ
FIBRA DE BAMBOO

52% Viscose de Bamboo | 48% Poliéster
Modelagem Slim Fit
Tamanhos 2 ao 6

A man with dark hair and a beard is wearing a blue and white checkered button-down shirt. He is leaning against a wooden railing. The background is a dark wooden wall.


Tecido com
fibra de bambo

1705
CAMISA XADREZ
FIBRA DE BAMBOO

52% Viscose de Bamboo | 48% Poliéster
Modelagem Slim Fit
Tamanhos 2 ao 6




3



2



1



1706
CAMISA LISA
DUPLA FACE



100% Algodão
Modelagem Slim Fit
Tamanhos 2 ao 6



2



1



1708



CAMISA JAIPUR

100% Algodão
Modelagem Slim Fit
Tamanhos 2 ao 6

Fio egípcio


1713
CAMISA XADREZ

100% Algodão
Modelagem Slim Fit
Tamanhos 2 ao 6



1717
CAMISA XADREZ
COM BOLSO


100% Algodão
Modelagem Comfort
Tamanhos 2 ao 6



Com vista e
colarinho estruturado

1722
CAMISA XADREZ
GOLA ALTA


100% Algodão
Modelagem Slim Fit
Tamanhos 2 ao 6

A full-body photograph of a man with dark hair and a beard, wearing a white long-sleeved button-down shirt and dark trousers. He is standing in a room with wood-paneled walls and a wooden railing. The lighting is warm and focused on him. A white line with a dot at the end points from the text to the collar of his shirt.

Com vista e
colarinho estruturado

1723
CAMISA GOLA ALTA

100% Algodão
Modelagem Slim Fit
Tamanhos 2 ao 6








Colarinho Button Down

1724
CAMISA BUTTON
DOWN ZARA

100% Algodão
Modelagem Slim Fit
Tamanhos 2 ao 6



Fio egípcio




1725
CAMISA MAQUINETADA
FIO EGÍPCIO


100% Algodão
Modelagem Slim Fit
Tamanhos 2 ao 6



2



1



1727
CAMISA LUST

100% Algodão
Modelagem Slim Fit
Tamanhos 2 ao 6



Fio egípcio

4




3



2



1




1728
CAMISA ESCAMAS


100% Algodão
Modelagem Comfort
Tamanhos 2 ao 6



3



2




1



1961
CALÇA DE
POLIVISCOSE

70% Poliéster | 28% Viscose | 2% Elastano
Modelagem Slim Fit
Tamanhos 38 ao 50




1963
CALÇA XADREZ
DE POLIVISCOSE

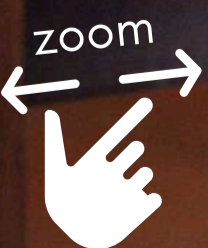
83% Poliéster | 15% Viscose | 2% Elastano
Modelagem Slim Fit
Tamanhos 38 ao 50



2



1



1964 CALÇA TEC DE MALHA

76% Poliéster | 20% Viscose | 4% Elastano
Modelagem Slim Fit
Tamanhos 38 ao 50



6400



BLAZER DE SUEDE

100% Poliéster
Modelagem Sport
Tamanhos 46 ao 58



7500
BLAZER DE SARJA

98% Algodão | 2% Elastano
Modelagem Sport
Tamanhos 46 ao 58






7600

BLAZER DE POLIÉSTER

100% Poliéster
Modelagem Sport
Tamanhos 46 ao 60



3



2








1









7900
COSTUME DE
POLIVISCOSE

70% Poliéster | 28% Viscose | 2% Elastano
Modelagem Slim Italiano
Tamanhos 46 ao 60



10075
CALÇA DE SARJA

98% Algodão | 2% Elastano
Modelagem Slim Casual
Tamanhos 38 ao 48



10076
BERMUDA DE SARJA

98% Algodão | 2% Elastano
Modelagem Slim Casual
Tamanhos 38 ao 48



Vista-se para o sucesso todos
os dias com nossa coleção

DAILY WEAR

Camisas feitas para se adaptar
ao seu ritmo, combinando
durabilidade e estilo para te
acompanhar do café da manhã
ao happy hour. Práticas, versáteis
e sempre na moda.



- 6 
- 5 
- 4 
- 3 
- 2 
- 1 




1669
CAMISA DE SARJA
COM DOIS BOLSOS

100% Algodão
Modelagem Slim Fit
Tamanhos 2 ao 6



2



1




1690
CAMISA JEANS


100% Algodão
Modelagem Slim Fit
Tamanhos 2 ao 6



3



2



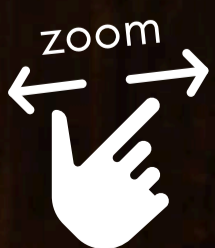

1



CAMISA DE COTELÊ


1707

100% Algodão
Modelagem Slim Fit
Tamanhos 2 ao 6



1709
CAMISA DE SARJA
TINGIDA

100% Algodão
Modelagem Comfort
Tamanhos 2 ao 6



Button Down

1711 | 1711 INF
CAMISA XADREZ
BUTTON DOWN

100% Algodão
Modelagem Slim Fit
Tamanhos 2 ao 6



1712 | 1712 INF
CAMISA XADREZ MELAN

95% Algodão | 5% Viscose
Modelagem Slim Fit
Tamanhos 2 ao 6




1714
CAMISA XADREZ
OXFORDINE


100% Algodão
Modelagem Slim Fit
Tamanhos 2 ao 6



2



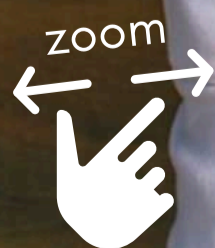

1



1715 CAMISA XADREZ


100% Algodão
Modelagem Slim Fit
Tamanhos 2 ao 6

Botão de pressão



1716
CAMISA XADREZ
BOTÃO DE PRESSÃO

100% Algodão
Modelagem Slim Fit
Tamanhos 2 ao 6



1718
CAMISA COM CAPUZ


100% Algodão
Modelagem Slim Fit
Tamanhos 2 ao 6



4



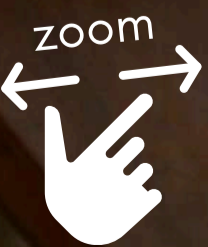
3



2



1



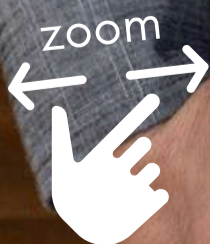


1719
CAMISA DE
FLANELA LISA

100% Algodão
Modelagem Slim Fit
Tamanhos 2 ao 6



1720
CAMISA DE FLANELA
COM DOIS BOLSOS






100% Algodão
Modelagem Slim Fit
Tamanhos 2 ao 6



1726
CAMISA XANTE
BOLSO FALSO

100% Algodão
Modelagem Slim Fit
Tamanhos 2 ao 6



- 5 
- 4 
- 3 
- 2 
- 1 

Tecido com Modal

1729
CAMISA MODAL



75% Algodão | 25% Modal
Modelagem Slim Fit
Tamanhos 2 ao 6





2

1



1730 CAMISA PANÁ

100% Algodão
Modelagem Slim Fit
Tamanhos 2 ao 6



6

5

4

3

2

1

10070

POLO PIQUET EGÍPCIO











95% Algodão | 5% Elastano


Modelagem Casual

Tamanhos P ao GG





- 10 
- 9 
- 8 
- 7 
- 6 
- 5 
- 4 
- 3 
- 2 
- 1 



10071 CAMISETA BÁSICA EGÍPCIA




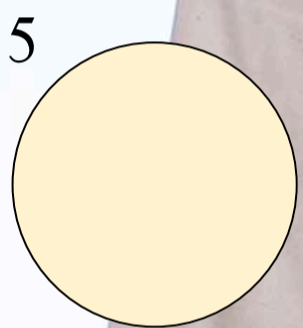
96% Algodão | 4% Elastano
Modelagem Casual
Tamanhos P ao GG



Descubra a leveza e o estilo
intemporal da nossa coleção

LINEM LOOK

Camisas de linho projetadas para
oferecer conforto supremo e uma
elegância descomplicada, perfeitas
para dias ensolarados ou ocasiões
casuais chiques.



1629

CAMISA LINHO PANAMÁ


55% Algodão | 30% Viscose | 15% Linho
Modelagem Slim Fit
Tamanhos 2 ao 6



7




6



5



4




3



2



1



1671




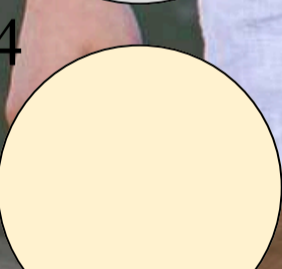



CAMISA VISCOLINHO

55% Algodão | 30% Viscose | 15% Linho

Modelagem Slim Fit

Tamanhos 2 ao 6





- 7 
- 6 
- 5 
- 4 
- 3 
- 2 
- 1 

1673 | 1673 INF
CAMISA DE LINHO

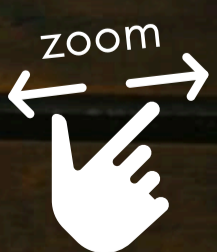
55% Linho | 45% Algodão
Modelagem Slim Fit
Tamanhos 2 ao 6





CAMISA XADREZ LEVE 1710

100% Algodão
Modelagem Slim Fit
Tamanhos 2 ao 6



CAMISA FLAMÊ LISA

1721

100% Algodão
Modelagem Slim Fit
Tamanhos 2 ao 6



INDICCATTO

C A M I S A R I A



www.indiccatto.com.br



@indiccatto

Unidade 01

(49) 3632.0892

R. Francisco Zanotto, 980

Palma Sola - SC

Unidade 02

(46) 3564.1743

Av. Herminio Filipe, 1801

Salgado Filho - PR